

# Muslim Holiday Center Packet For Primary Grades



Name: \_\_\_\_\_

## Ramadan Center #5: Know the Facts

Read the paragraph, then answer the questions:

In the Quran, it says that Muslims should fast, or not eat or drink, for the month of Ramadan. Ramadan is the name of a month in Arabic. In the month of Ramadan, Muslims do not eat or drink when the sun is up. When the sun is down, Muslims eat a meal called iftar and visit with family. Muslims pray and have quiet time. When the month of Ramadan is over, people celebrate with Eid al Fitr.

- 1) When do Muslims eat during Ramadan?
2. When do Muslims fast during Ramadan?
3. What do Muslims do during Ramadan?

[www.rakisradresources.com](http://www.rakisradresources.com) ©Raki's Rad Resources

### Muslim Holiday Center Packet

<p>Ramadan</p>	1. Prayer Rug Patterns	2. Moon + Star Designed Prayer Rug	3. Write about Waiting	4. Ramadan Word Pictures	5. Ramadan Facts
<p>Eid al Fitr</p>	1. Crescent Moon Sequences	2. Design Your Eid Meal	3. Write about Charity	4. Delicious Foods to Eat	5. Recipe Reading
<p>Eid al Adha</p>	1. Sheep Subtraction	2. Make a Sheep for Abraham	3. Write about Sacrifice	4. Sheep Like Long E's	5. Story of Sacrifice

[www.rakisradresources.com](http://www.rakisradresources.com) ©Raki's Rad Resources



# Raki's Rad Resources

Thank you for downloading this resource from Raki's Rad Resources. This resource is available for you to use in your classroom or homeschool environment with your own students. Please do not share this resource with your colleagues, but feel free to send them to my store to purchase their own copy or additional license.

As a teacher, I try my hardest to make every resource the best I can for my students and as a curriculum designer, I try to make every resource perfect for my customers. However, I have been known to make mistakes, so if you find any mistakes in this resource, or if you have any questions about its use, feel free to e-mail me at [hraki@hotmail.com](mailto:hraki@hotmail.com).

In this resource, you may find fonts from [Kevin and Amanda Fonts](#).

For more resources from Raki's Rad Resources, check out our blog at [www.rakisradresources.com](http://www.rakisradresources.com).



# Directions for Teachers:

This center packet was created to keep first and second grade students engaged and learning, while still having fun with three different holidays from the Muslim religion. There is minimal to no prep work involved in this center packet. Simply print these pages and staple them together. Then, allow students to work through the fifteen center activities. Activities can be done over the course of a three days or can be a part of your center rotations for up to three week, with students completing one activity a day. There is nothing to cut or laminate, but students will happily be working on reading, writing and math skills while you all enjoy the holiday!

Heidi Raki



# Muslim Holiday Center Packet

## Ramadan



1. Prayer  
Rug  
Patterns

2. Moon  
+ Star  
Designed  
Prayer  
Rug

3. Write  
about  
Waiting

4.  
Ramadan  
Word  
Pictures

5.  
Ramadan  
Facts

## Eid al Fitr



1. Crescent  
Moon  
Sequences

2. Design  
Your Eid  
Meal

3. Write  
about  
Charity

4.  
Delicious  
Foods to  
Eat

5. Recipe  
Reading

## Eid al Adha



1. Sheep  
Subtraction

2. Make  
a Sheep  
for  
Abraham

3. Write  
about  
Sacrifice

4. Sheep  
Like  
Long E's

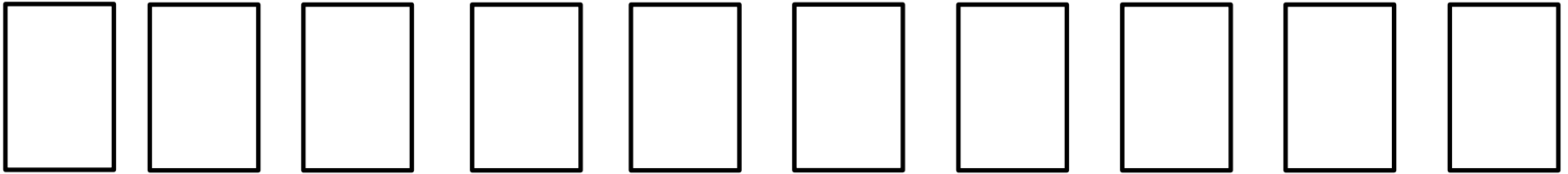
5. Story  
of  
Sacrifice

Name: \_\_\_\_\_

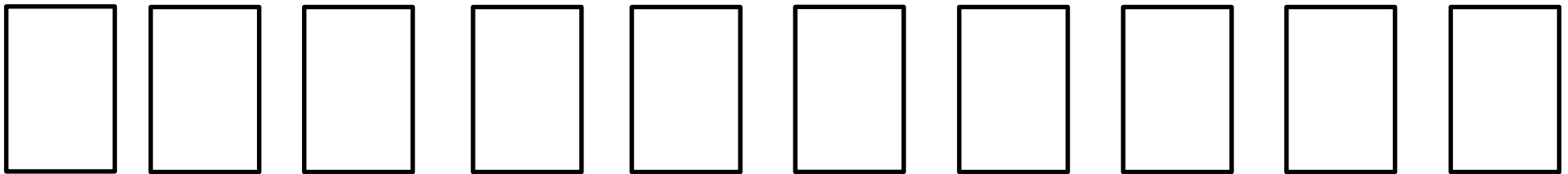


# Ramadan Center #1: Prayer Rug Patterns

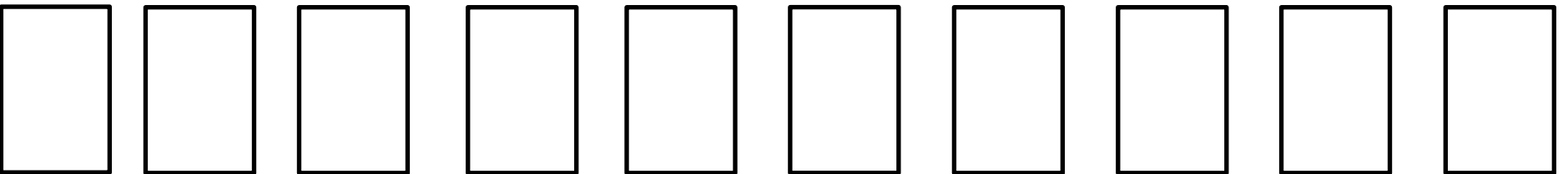
Color these prayer rugs in an AAB pattern.



Color these prayer rugs in an ABC pattern.



Color these prayer rugs in an ABB pattern.



Name:

# Ramadan Center #2: Moon and Star Design

Two symbols of Ramadan are the crescent moon and the star.



Design and color this prayer rug using a crescent moon. The calligraphy on your rug says: In the name of God, Most Merciful, Most Gracious.



Ramadan Center # 3: Write about a time when you have had to wait.



A large empty rectangular box for writing.

Eight sets of primary writing lines, each consisting of a solid top line, a dashed middle line, and a solid bottom line.

Name:



# Ramadan Center #4: Word Pictures

Draw a picture of each of these words dealing with Ramadan.

fast

sunrise

sunset

pray

iftar

the meal to break your fast

month

Quran

dates



Name:



# Ramadan Center #5: Know the Facts

Read the paragraph, then answer the questions:

In the Quran, it says that Muslims should fast, or not eat or drink, for the month of Ramadan.. Ramadan is the name of a month in Arabic. In the month of Ramadan, Muslims do not eat or drink when the sun is up. When the sun is down, Muslims eat a meal called iftar and visit with family. Muslims pray and have quiet time. When the month of Ramadan is over, people celebrate with Eid al Fitr.

- 1.) When do Muslims eat during Ramadan?
2. When do Muslims fast during Ramadan?
3. What do Muslims do during Ramadan?

Name: \_\_\_\_\_



# Eid al Fitr Center #1: Crescent Moon Sequences

Finish each number pattern

5      10      15      \_\_\_\_\_      \_\_\_\_\_

25      24      23      \_\_\_\_\_      \_\_\_\_\_

2      4      6      \_\_\_\_\_      \_\_\_\_\_

Name:




## Eid al Fitr Center #2: Design your Eid al Fitr Meal

On the table below, draw a picture of the foods you would like to eat for Eid al Fitr.

A large empty rectangular box with a blue border, intended for drawing. Below the box are four blue rectangular blocks of varying heights and widths, representing the legs of a table.

Eid al Fitr Center # 3: Why should we give to people who have less?



A large empty rectangular box for drawing or free writing.

A large area with horizontal lines for writing. It features four sets of primary-style lines, each consisting of a solid top line, a dashed middle line, and a solid bottom line.

Name:



## Eid al Fitr Center #4: Delicious Foods to Eat

Draw a picture of each of these foods, which might be eaten for Eid al Fitr.

soup

bread

candy

pancake

salad

chicken

olives

fish

Name:



## Eid al Fitr Center #5: Recipe Reading

Read the recipe and answer the questions below.

### Date Milkshakes

Ingredients:

- 5 dates
- 2 cups of milk
- 2 spoons of vanilla ice cream

Steps:

1. Cut up dates into small pieces.
2. Put dates, milk and ice cream in blender
3. Mix for 30 seconds.
4. Serve in a tall cup.

Questions:

1. What do you need to make date milkshakes?
2. How long do you mix date milkshakes?

Name:

# Eid al Adha Center #1: Sheep Subtraction



Use the pictures to answer these questions.

There were 8 sheep at Ali's farm. Ali sold 4 sheep to Omar for Eid.

How many sheep did Ali have left?



Mr. Raki had 6 sheep on his farm. He sold 2 sheep to Mr. Zahir for Eid.

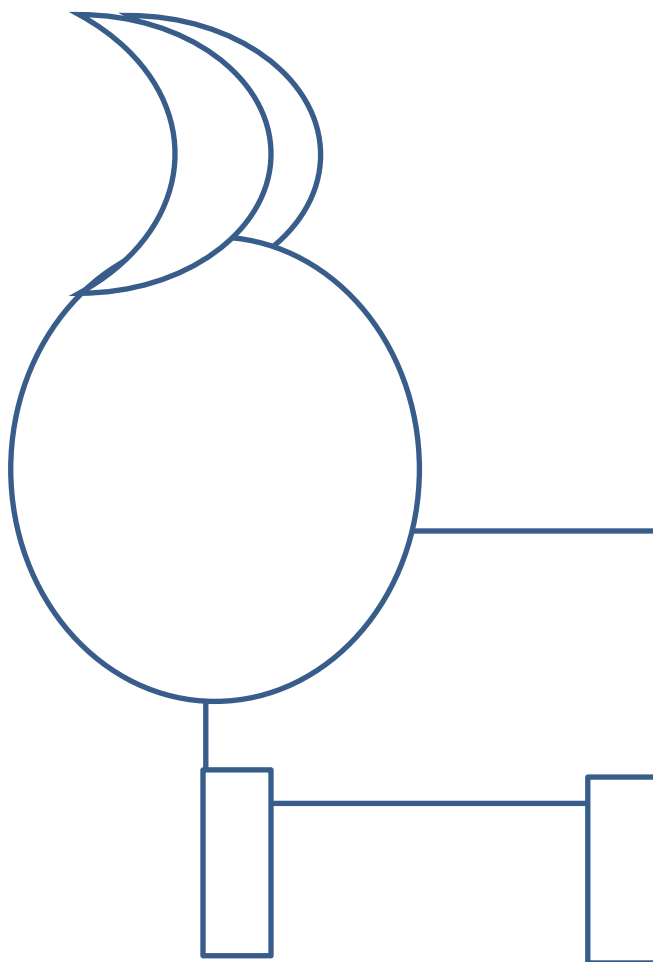
How many sheep did Mr. Raki have left?



Name:


# Eid al Adha Center #2: Make a Sheep

Draw a face on the sheep and color.





Eid al Adha Center # 3: What would you give up to help someone?



A large, empty rectangular box with a solid black border, intended for a drawing or illustration.

A large rectangular area with a solid black border, containing eight sets of horizontal lines for writing. Each set consists of a solid top line, a dashed middle line, and a solid bottom line.

Name:

# Eid al Adha Center #4: Sheep Like Long E



The sheep would like to munch all the long E words.

Color the grass with the long E words, so he knows what to eat.



Name:

## Eid al Adha Center #5: Story of Sacrifice



Read the story and answer the questions.

Abraham went to sleep. When he slept God said to him, "Abraham you will sacrifice your son, Ismail". Abraham told his son, Ismail. Abraham did not want to kill his son. Ismail did not want to die. They believed in God. They decided to listen to God. Before they could finish the sacrifice, God said, "Because you were obedient, I will give you a sheep in Ismail's place." Abraham and Ismail shared the sheep with their friends and neighbors. They gave some sheep to the poor.

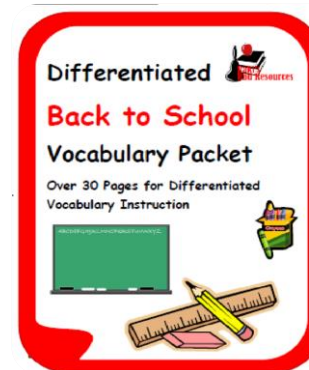
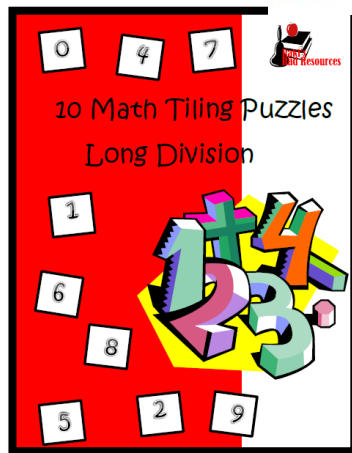
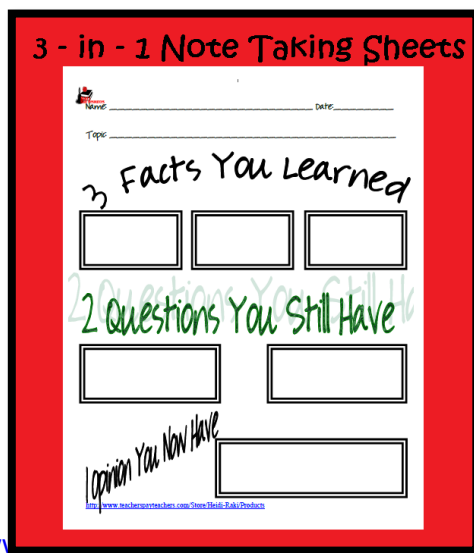
1. Who was Abraham supposed to sacrifice?
2. Who gave them a sheep?
3. Who did they share their sheep with?

# Raki's Rad Resources

I hope this resource was up to your expectations. I'd love to hear how it worked in your classroom. Feel free to leave me a comment, send me an e-mail at [hraki@hotmail.com](mailto:hraki@hotmail.com), or write a blog post (with a link back to my blog or store) about how this resource worked for you.

For more resources from Raki's Rad Resources, check out our blog at [www.rakisradresources.com](http://www.rakisradresources.com)

Heidi Raki



©Raki's Rad Resources