

Printing Directions

- DELETE this page and the last two BEFORE printing
- Print pages 2 and 3 SINGLE SIDED. Select SCALE TO FIT PAPER for a larger book.
- Print enough copies of page 4 for your students. There is enough for 12 students on page 4.

My Kwanzaa Book



Name: _____

All about Kwanzaa

G
-
u
e
h
e
r
e

Kwanzaa is an African American holiday. It is celebrated every year, starting on December 26th, and ending on January 1st. This holiday was started to give African Americans a holiday that they could celebrate within their own culture. The word “kwanza” means “first” in Swahili and refers to the first fruits of the harvest. The first Kwanzaa was celebrated in 1966.

1. What does “kwanza” mean in Swahili?

2. When was Kwanzaa first celebrated? _____

Traditions

Kwanzaa has many traditions. A *kinara*, or candleholder, has seven candles. A new candle is lit during each night of Kwanzaa.

The colored candles have different meanings:

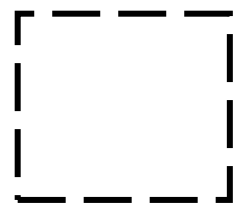
- 3 red candles: the struggle
- 3 green candles: the hope for the future
- 1 black candle: the African people

Each night of Kwanzaa also focuses on a different principle: unity, self-determination, responsibility, economics, purpose, creativity, and faith. On the final night, people celebrate with a large feast called *karamu*.

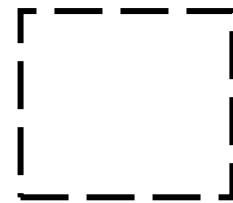
1. Name 2 principles of Kwanzaa: _____

Symbols

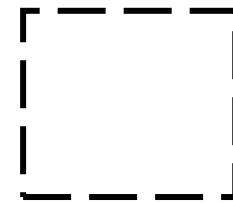
kinara



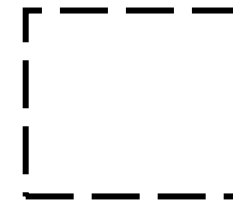
corn




fruit bowl



flag





Symbols of Kwanzaa (for teacher use)

- **Kinara**- the candleholder for Kwanzaa. From left to right, there are three red candles, a black candle, and three green candles.
- **Mahindi**- (corn)- corn represents the children celebrating
- **Flag**- the colors of the flag, red, black, and green, represent the continent of Africa.
- **Fruit bowl**- because Kwanzaa is also a harvest celebration, a bowl of fruits and vegetables is a part of decorations and feast of Kwanzaa.

Credits



TERMS OF USE

Thank you for your purchase! By purchasing this resource, you are agreeing that the contents are the property of [Elizabeth Stark/Primary Pickles](#) and licensed to you only for classroom / personal use as a single user. I retain the copyright, and reserve all rights to this product. Please remember to leave feedback so you will earn TpT Credits, which may be applied to your future purchases.

[FOLLOW ME ON TPT.](#)

YOU MAY:

- Use free and purchased items for your own classroom students, or your own personal use.
- Reference this product in blog posts, at seminars, professional development, workshops, or other such venues, ONLY if both credit is given to myself as the author, and a link back to my TpT store is included in the presentation.
- Purchase licenses at a great discount for other teachers to use this resource.

YOU MAY NOT:

- Claim this work as your own, alter the files in any way, or remove copyright / watermarks.
- Sell the files or combine them into another unit for sale / free.
- Post this document for sale / free elsewhere on the internet (this includes Google Doc links on blogs).
- Making copies of purchased items to share with others is strictly forbidden and is a violation of the TOU / law.

Thank you for abiding by universally accepted codes of professional ethics while using this product. If you encounter an issue with your file, notice an error, or are in any way experiencing a problem, please contact me and I will be more than happy to help sort it out. You can message me at primarypickles@gmail.com

THANK YOU!

[Elizabeth Stark](#) - [Primary Pickles](#)