



free



Thanksgiving Pages



- MATH
- VOCABULARY
- WRITING

SOME may-want-to-knows

I'm happy you found my resources. I hope they are useful and fun for you and your students.

Terms of Use:

This resource is for one teacher/family use only.

You are free to:

- enjoy this resource as many times as you wish for a lifetime.
- make as many copies as you need for as many students as you have in an unlimited number of classrooms as long as they are used by the same teacher.

Please don't:

- post it, or any part of it, online or distribute a hard copy.
- claim as yours or use any part of it in a resource you are to share. If you would like to recommend it to a friend, please share the link to my store. *Thank you!*

DO YOU LIKE THIS RESOURCE? HOW ABOUT GETTING SIMILAR WITH 50% OFF? HOW ABOUT FOR FREE?

HERE'S WHAT TO DO:

FOLLOW

New resources I post are 50% off for the first 48 hours. (Just click the star under the store name or click here to get notified for new uploads).

my Tpt store

SUBSCRIBE

Get **FREEBIES & EXCLUSIVE OFFERS** directly into your inbox

CLICK HERE TO **SUBSCRIBE**

GET IN TOUCH



WWW.CHERRYWORKSHOP.COM



Happy Teaching!

Credits


I'm incredibly grateful for the time and talent of the following artist:

FOUNTS

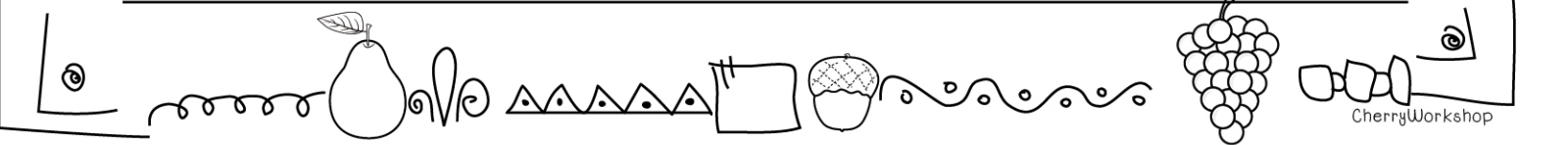


CLIP ART

















Handwriting practice lines consisting of 12 horizontal lines.




What Comes Next?

Skip count to decide what is the next picture.

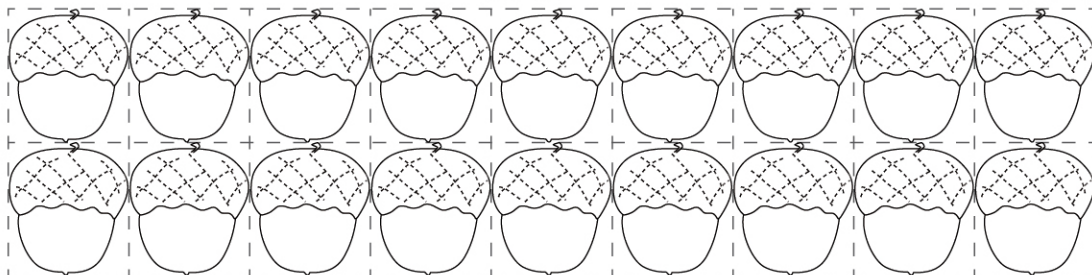


Measure with acorns

Cut and paste acorns to see how tall is the turkey.




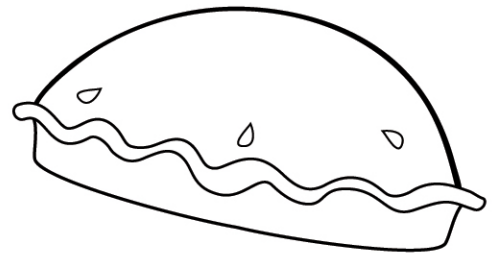


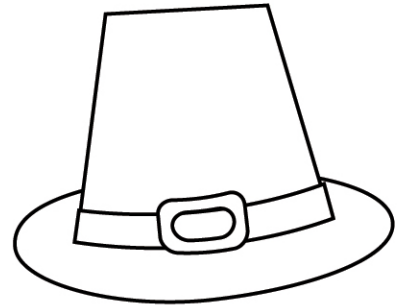


The turkey is acorns tall.



PLAY BUMP


with my words







Write one word from your list in each picture.
Spin a clip, read a word in the same picture and mark it. If another player chooses the same word they may "bump" you - remove your mark. Put a second mark to win the picture.



Colorful Turkey

Roll a die and write a word in the color you get. Make the turkey colorful again.



					
red	brown	orange	yellow	green	purple

The Featured Resources

(click on the cover to find the resource)

Thanksgiving Writing Paper

Includes 123 pages and a variety lines and styles.

Happy Thanksgiving

THANKSGIVING & FALL Writing Paper

just **UPDATED**

variety of lines
115 PAGES

Name: _____

First, _____

Next, _____

Then _____

Last, _____

Name: _____

I used **A** ✓
capital letters ✓

I used spaces. ✓

I used **! ? .** ✓
punctuation. ✓

Name: _____

I used **A** ✓
capital letters ✓

I used spaces. ✓

I used **! ? .** ✓
punctuation. ✓

Name: _____

DRAW

and write

The Featured Resources

(click on the cover to find the resource)

Thanksgiving No Prep Pages

Includes 61 pages.

Math and Literacy activities
for Kindergarten

Make 5

Name: _____

Color some pictures. Write the number you colored in the first box. The number you didn't in the second. They always add up to 5.

	<input type="text"/>	+	<input type="text"/>	=	5
	<input type="text"/>	+	<input type="text"/>	=	5
	<input type="text"/>	+	<input type="text"/>	=	5

Which Are My Hats?

Name: _____

Help the little pilgrim boys find their hats. Trace the letters on the boys. Cut and paste the hats to match the letters.

Can you See the Same Number

In every pie, color the numbers that are the same as the one on top.

Put the Turkey in the Oven

Name: _____

Beginning Sounds

Cut and paste the turkeys to match the beginning sound.

Trace and Finish a Sentence

Name: _____

Cut and paste the pictures. Write the words you choose to finish the sentences. Trace the sentences.

I can see a _____

I can see a _____

I can see a _____

I can see a _____

--	--	--

Shapes Graph

Name: _____

<input type="checkbox"/>	<input type="checkbox"/>	<input type="checkbox"/>	<input type="checkbox"/>
<input type="checkbox"/>	<input type="checkbox"/>	<input type="checkbox"/>	<input type="checkbox"/>
<input type="checkbox"/>	<input type="checkbox"/>	<input type="checkbox"/>	<input type="checkbox"/>
<input type="checkbox"/>	<input type="checkbox"/>	<input type="checkbox"/>	<input type="checkbox"/>

K NO PREP ELA & MATH PAGES

Thanksgiving

Roll a Word & Draw It

Which Are My Hats?

Put Turkey in the Oven

KINDERGARTEN

The Featured Resources

(click on the cover to find the resource)

JUST ADD WORDS

Thanksgiving ANY WORD LISTS PAGES

Includes 61 pages.

Math and Literacy activities
for Kindergarten

MY Autumn NAME

Write your name in the leaves - one letter in each leaf. Which words from your word list have letters in common with your name

Pie Syllables

1 syllable

2 syllables

Thankful

T
H
A
N
K
S
G
I

Fall word

Write one word from your word list in each leaf. Then write...

brown red orange yellow brown red orange brown red

red words orange words brown words

Vowel / Consonant Count

WORD

WORD

PLAY BUMP with my words

Write one word from your list under each die. Then write in each picture that is the same. Roll the die and mark the same word in one of the pictures. If another person gets the same, she or he may 'bump' you and remove your mark. Put a second mark to win the picture.

1	2	3	4	5	6
---	---	---	---	---	---

Lucky Autumn Words

word _____ roll and write it 1-6 times

word _____ roll and write it 1-6 times

27+ FALL & Thanksgiving VOCABULARY WORKSHEETS

for any WORD LIST

YOU MAY ALSO LIKE:

(click on each picture to find the resource)

Thanksgiving Math Centers BUNDLE

square
circle
7
4
7
games

CALENDAR November

FALL

November

MON
SUN

1 2 3 4 5 6

cherry workshop

Compare at 1-10 THANKSGIVING

Compare

7 7
8 10

3 6

cherry workshop

digital Activities for SLIDES

MATH BUNDLE

for K

indergarten

THANKSGIVING

for Google Drive™

movable pieces

THANKSGIVING Literacy Centers

CVC Turkeys

cherry workshop

THANKSGIVING Literacy Centers

Scrambles Sentences

10 sentences

I like the pie.
I like the pie.

The feast was great!
I see
He will cook corn.
What a big
The turkey is fat.
The pumpkin is orange.

YOU MAY ALSO LIKE: (click on each picture to find the resource)

THANKSGIVING ABC Pie Match

Literacy Centers

ABC Pies

A	B	C
D	E	F
G	H	I
J	K	L

ABC Pies

h o z

LETTER PRACTICE

Thanksgiving Theme

Thanksgiving ABC

Trace the letters. Then write some on your own. Color the pictures beginning with T and draw one of your own.

Tt Thanksgiving ABC

Nn Thanksgiving ABC

Turkey turkey

ABC practice NO PREP

SOLVE & READ

IN ONE WORKSHEET

Addition
Subtraction
Sight Words
Reading
Writing

turkey

RESULT 5

6-1 turkey

funny!

7-2 so Help

1-4 was

5-2 pie.

2-3 The

THANKSGIVING SIGHT WORDS

Literacy Centers

Dolch Pre-Primer • Color Words

come Come with

a I can see a turkey.

find Can you find the circle?

52 words + Sentences

SIGHT WORDS cards

Autumn

when his my know have he live into like of must new once no now

Dolch and Fry •editable

SIGHT WORDS cards

Pumpkins

this eat the why of and a its down now day find did long get

Dolch and Fry •editable