

MONEY HONEY!

LEAVING FEEDBACK EARNS CASH CREDIT! CHA-CHING!

1

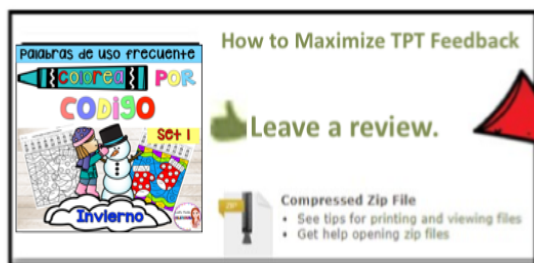
Click to begin.



CLICK ME

2

Click "Leave a review.."




Please provide a fair and helpful rating. If you find mistakes please do not hesitate to reach out to me by emailing me at

bilingualresources8@gmail.com

I will gladly fix it for you and other future buyers. You can also ask me any question in the Q & A section in my store.

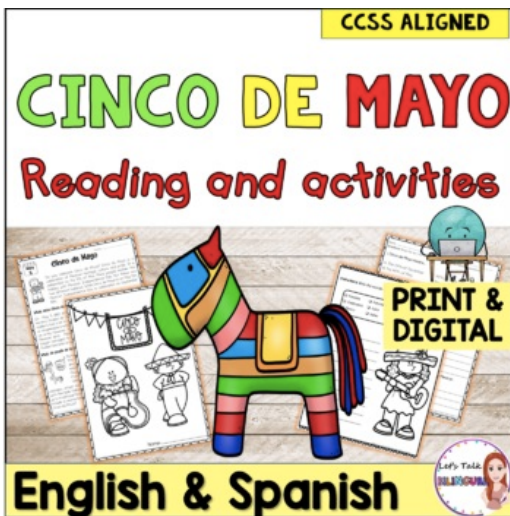



If you are having technical issues please use the "Q & A" section or email me to reach out to me. I will gladly walk you through it.




Check out my complete set

This freebie is part of a set of reading and fun activities. Check it out!

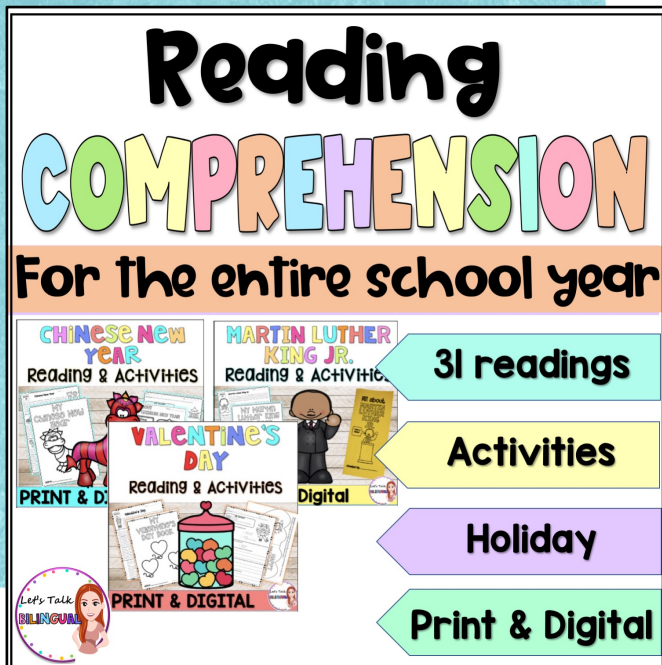


Available in English and Spanish

Let's connect!
Click on the logos to follow me for freebies and awesome resources



Want more readings like this? Get the BUNDLE!



Reading
COMPREHENSION
For the entire school year

CHINESE NEW YEAR Reading & ACTIVITIES
MARTIN LUTHER KING JR. Reading & ACTIVITIES
VALENTINE'S DAY Reading & ACTIVITIES

31 readings
Activities
Holiday
Print & Digital

PRINT & DIGITAL

Let's Talk BILINGUAL

- ✓ 31 NO PREP information readings
- ✓ 100+ fun activities
- ✓ Reading, writing, math, vocabulary activities
- ✓ Digital for Google Classroom
- ✓ Fun and engaging!

Also available in:



Lecturas de
COMPRESIÓN
Para todo el año escolar

MARTIN LUTHER KING JR. Lectura y Actividades
VALENTINE'S DAY Reading & Actividades
DÍA DE SAN VALENTÍN Lectura y Actividades

31 lecturas
Actividades
Días feriados

PRINT & DIGITAL

English & Spanish

Let's Talk BILINGUAL

English & Spanish

GO PAPERLESS

with Google classroom

Thank you for purchasing my product! This online resource is an excellent way to engage your students in learning and also to practice their computer skills.

BEFORE YOU BEGIN:


1. Make sure you have access to the internet AND have a Google account.
2. Click below for your Google link.

Color by Code- Math

Writing activity

3. After you click the link you will be required to "Make a Copy". If you are not asked to make a copy, right click on the product and select "Make a Copy". You **MUST** make a copy to use this product!

DIGITAL INSTRUCTION ON PAGE 14




ABOUT THIS ACTIVITY:

This color by code activity is a great way to practice addition with your students. This activity does not require any preparation time. Just print and go!

WAYS TO USE THIS ACTIVITY:

1. Independent work
2. Math center
3. Reteaching of a lesson
4. Homework
5. Extra work
6. AS part of a vacation packet



WRITING

Name: _____

You're in charge of planning a Cinco de Mayo party for your friends at school. Make a list of the foods, decorations, and activities you will need for the party.

Food:

1. _____
2. _____
3. _____
4. _____
5. _____



Decoration:

1. _____
2. _____
3. _____
4. _____
5. _____




Activities:

1. _____
2. _____
3. _____
4. _____
5. _____







Name: _____

Now that you made your list, you're ready to throw an awesome Cinco de Mayo party. Draw a picture of your Cinco de Mayo party. Do not forget to draw the items you wrote on your list!



Color by code: solve the following problems. Then color.

Yellow  140, 260, 320	Green  170, 200	Red  500, 600	Blue  550
--	--	--	--

Name: _____

Date: _____

Direction: Find the following words about Cinco de Mayo.



Cinco de Mayo word find







V L E M Z C I N C O D E M A Y O I
A X K J A H O I T M Q D E L Y B W
W M V Z H Y J U O C P M N Y A I P
B L I J X B F S V T P I E H E C D
A J D O C Q T V X F Y R N X B K U
T P A T R I O T I S M K L A I Q N
T K D G P U L J H T S A Y W T C X
L C E L E B R A T I O N I O G A O
E S L A D Y O F G U A D A L U P E
O G N L E P A R A D E S O M W Z Y
F Y X P T V Q K G O H W I N F D U
P R V E W K N M U H P G Q F T F Y
U T W F M Q A N I G P V E O Y O J
E G U J Z T P W Y X M A O O S V E
B X T A C R B Q Z E M G W D D Y U
L X F P J A L Q R O Y Z G D M B K
A U T R S D J L C H Q V N A X G K

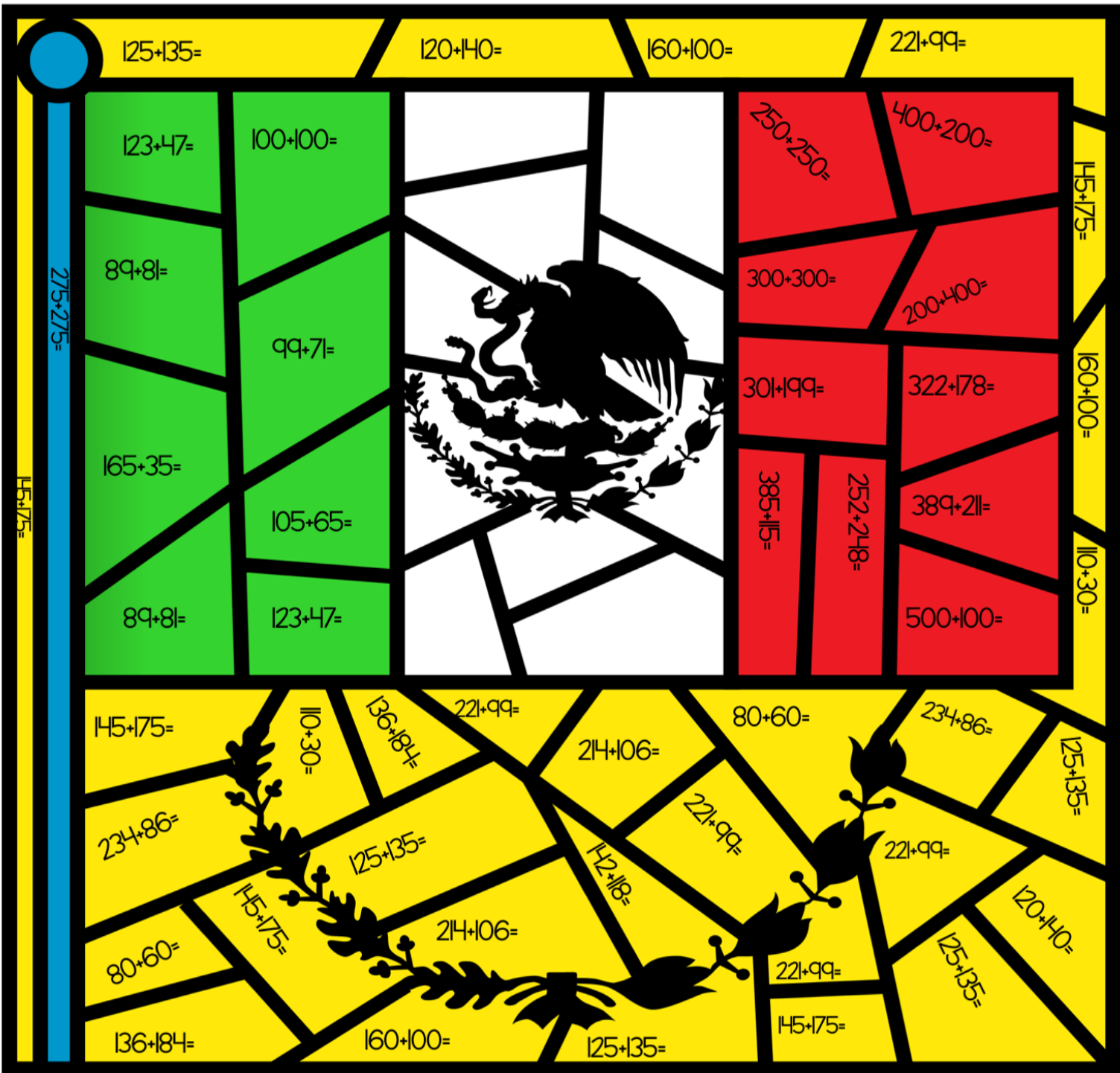
- PARADES
- PATRIOTISM
- LADY OF GUADALUPE
- CELEBRATION
- FOOD
- BATTLE OF PUEBLA
- MEXICO
- MAY
- PINATA
- CINCO DE MAYO

Answer key



Color by code: solve the following problems. Then color.

Yellow	Green	Red	Blue
			
140, 260, 320	170, 200	500, 600	550



125+35= 120+40= 160+100= 221+99=

123+47= 100+100= 250+250= 400+200=

89+81= 99+71= 300+300= 200+400=

165+35= 105+65= 301+99= 322+78=

89+81= 123+47= 385+115= 252+248= 389+211=

500+100=

145+175= 110+30= 136+84= 221+99= 80+60= 234+86= 125+135=

234+86= 125+135= 214+106= 221+99= 221+99=

80+60= 145+175= 214+106= 142+118= 221+99= 120+140=

136+84= 160+100= 125+135= 145+175= 125+135=

Name: _____

Date: _____

Direction: Find the following words about Cinco de Mayo.



Cinco de Mayo word find

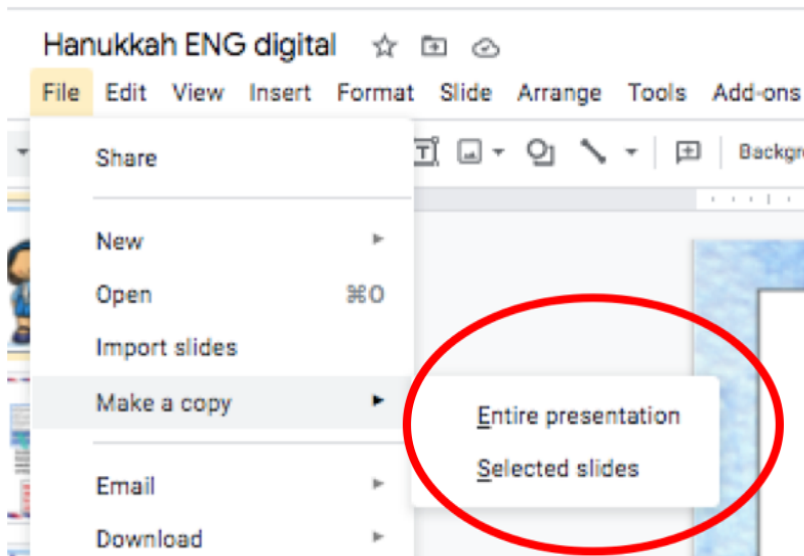
V L E M Z C I N C O D E M A Y O I
A X K J A H O I T M Q D E L Y B W
W M V Z H Y J U O C P M N Y A I P
B L I J X B F S V T P I E H E C D
A J D O C Q T V X F Y R N X B K U
T P A T R I O T I S M K L A I Q N
T K D G P U L J H T S A Y W T C X
L C E L E B R A T I O N I O G A O
E S L A D Y O F G U A D A L U P E
O G N L E P A R A D E S O M W Z Y
F Y X P T V Q K G O H W I N F D U
P R V E W K N M U H P G Q F T F Y
U T W F M Q A N I G P V E O Y O J
E G U J Z T P W Y X M A O O S V E
B X T A C R B Q Z E M G W D D Y U
L X F P J A L Q R O Y Z G D M B K
A U T R S D J L C H Q V N A X G K

- PARADES
- PATRIOTISM
- LADY OF GUADALUPE
- CELEBRATION
- FOOD
- BATTLE OF PUEBLA
- MEXICO
- MAY
- PINATA
- CINCO DE MAYO

DIGITAL

Note to the Teacher:

Assign the slides you want by following the steps below. You can also copy and paste the desired slide to any other Google Slide. Another alternative is to download the selective slide as a PNG.



IMPORTANT!

In the Google Slides, there are two different word search activities. The first one is the impossible one where students will not find any word! The second one is a regular word search.



How to assign the activity to Google classroom

1. Make the copy of the product . Once you make a copy, your product will show in your google drive.

Copy document

Would you like to make a copy of Name of product?



Make a copy

2. Go to your Gmail to access your Google classroom.



Google apps



Finance



Docs



Books



Blogger



Hangouts



Keep



Jamboard



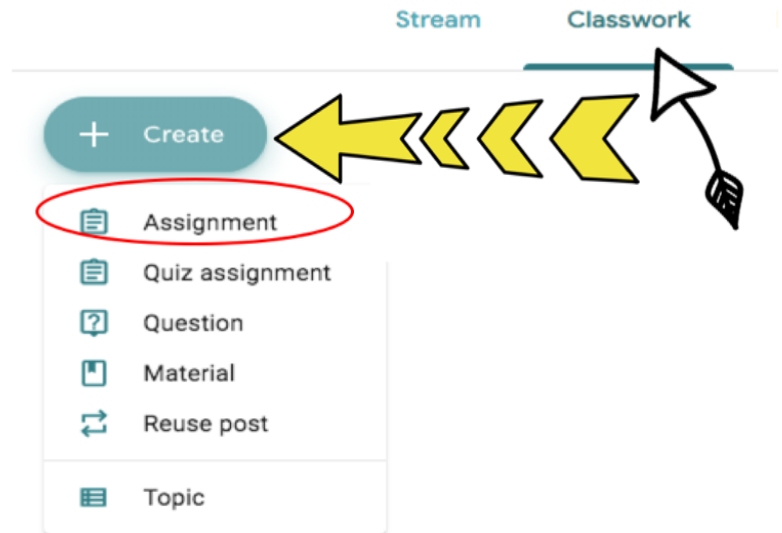
Classroom



Earth

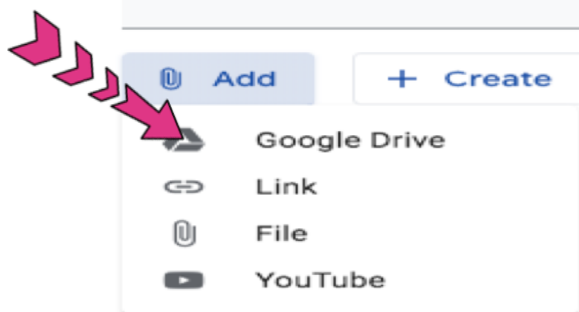
How to assign the activity to Google classroom

3. Go to the classroom section, then classwork. click **create**. Then click **Assignment**

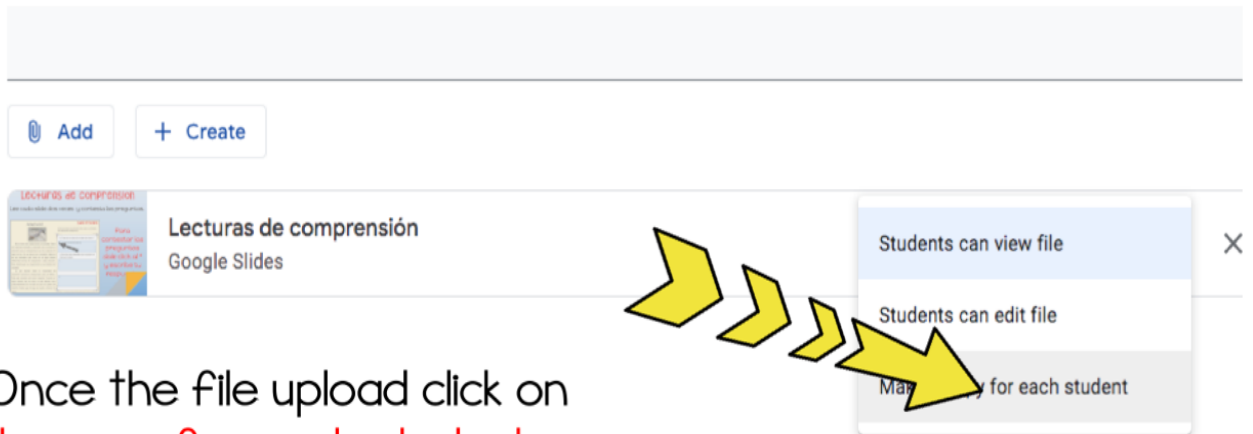


Title
repaso de lectura

Instructions (optional)
Lee el texto dos veces luego contesta las preguntas



4. Write title, instructions are optional. Then go to Google Drive and look for your copy of **repaso de estaregias**. You can also copy the link in the link section.

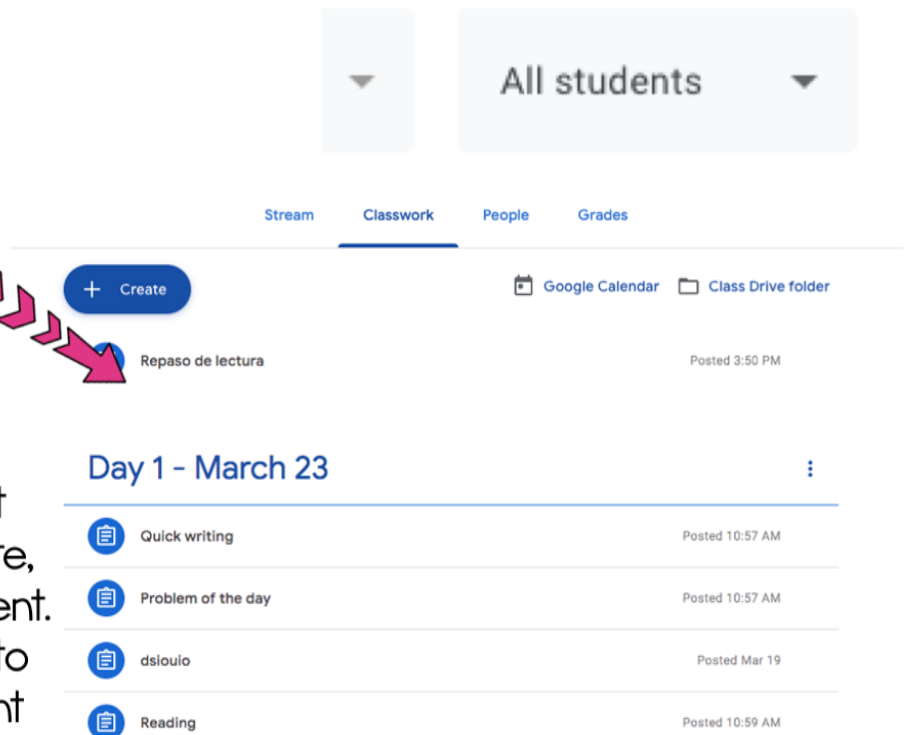


5. Once the file upload click on **Make copy for each student**. If you do not click that option all the students responses will be written in one file.

6. Once your done then click **Assign**



Your assignment will appear in Classwork and in stream. Enjoy!!

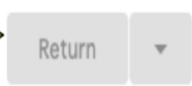


To assign the next prompt got to create, then reuse assignment. Change the clipart to the writing you want then assign

How to grade students' assignment

1) This plus sign you can use it to add specific comments to your students' writing.

4) Last, click return.



The screenshot shows a grading interface with a student's assignment on the left and a grading sidebar on the right. The assignment text reads: "persuasive letter ng why spring break be longer or shorter." Below the text is a box titled "Ideas to write about..." with three bullet points: "What would you do if spring is longer or shorter?", "Do not forget to add a beginning, middle and end.", and "Add details to your writing." The sidebar includes a "Files" section with "Allison Tellez - quick...", a "Grade" section with a text box containing "/100", and a "Private comments" section with a text box containing "Add private comment..." and "Cancel" and "Post" buttons. Annotations include pink arrows pointing to a plus sign in the top toolbar, a yellow arrow pointing to the "Return" button, a yellow arrow pointing to the grade text box, and a pink arrow pointing to the private comment text box.

3) Add their grade. You can return their work with no grade if you want them to revise

2) You can add general comments here

I'm Miss. O

The creator of

Let's Talk

BiLiNGUAL



TERMS OF USE

- This pack is only editable in the event of an error. If you find any error please do not hesitate to contact me through the TPT question form or my email ([bilingualresources8@gmail.com](mailto: bilingualresources8@gmail.com)). I will fix it ASAP for you and future buyers.
- This copy only give you permission to use in a single classroom.
- If you wish to share with other teachers please consider purchasing additional licenses at half the price.
- This resource is copyrighted. You may **not** use this resource to duplicate, resell, or post in any website.

All rights reserved. Purchase of this product entitles the purchaser the right to reproduce the pages for single classroom use only. Duplication for an entire school, school system, or commercial purposes is strictly forbidden without written permission from the publisher.

CREDITS

